

The Pastellist

The Pastel Society of Australia Inc.

Established by John and Ivy Jeffrey in 1985



Welcome to the Pastel Society of Australia Inc.'s first newsletter for 2019!

Inside you will find details of up-coming workshops, classes, tours and photos from the PSA Christmas Party. See what's on at the Noticeboard and mark your diary for monthly demos near you!

CONTENTS

- President's Report..... 2**
- Noticeboard..... 3 - 4**
- Competitions..... 5**
- Awards & Congratulations 6**
- Monthly Demonstration Schedule 7**
- Workshop Schedule 8**
- Workshops 9 - 11**
- Workshop Reports 12 - 13**
- Christmas Party Photos..... 14 - 16**
- Article by Richard M^cKinley 17**
- Tours, Classes & Exhibitions 18 - 25**
- Thanks to our Sponsors 26**
- Committee Members 27**
- Submitting to the Newsletter..... 28**



WORKSHOP Schedules
8



MEMBERS Choice Awards
6



Country Members Competition
5

Pastel Society of Australia Inc.

Presidents Report January 2019

It is so delightful to be reaching out to you fellow pastellists once again, I trust that you have all recovered from all the festivities and partying intact and are ready to settle into another year of pastel bliss.

The boundless energy of Vanessa, Kelcey and others have kept plans rocking on for Expo 2020 and we have now had our first planning meeting and are under way. We are in need of much assistance for the mounting of this event and still need some coordinators positions to fill, so if you aspire to help, contact us, please.

While you have been holidaying there has been a beautiful Master Pastellists Exhibition at the Courthouse Gallery in Gin Gin. So many thanks to the participants this year, Louise Corke, Terry Wilkinson, Lyn Diefenbach, Tricia Reust, Chris Blake, Anne Yang, Betty Sutton and Penelope Gilbert Ng. Your efforts were very much appreciated by the visitors to the gallery who continue to be enthralled by the quality of work that is being presented. We also had a flying viewing from two other masters, Joan McNaught and Maree Angus Young and Joan has booked an exhibition for later in the year.

All the activities for the year are already in planning mode and some under way, country members online competition, annual exhibition, monthly demos etc. We are truly grateful to Louise who has taken on the role of Master Coordinator and wish to extend many thanks to Penelope for her years of service in this role.

Throughout this newsletter you will see the numerous planned events which make our society such a vibrant group. I wish you all a successful year and may your efforts be met with unlimited abundance and happiness.

Suzanne

Suzanne M Robinson

President, Pastel Society of Australia Inc.





Pastel Expo 2020

Do you have a love and enthusiasm for pastel Painting?

Did you enjoy your time at the last Expo?

Would you like to join the next Expo sub-committee to help?

Yes, that would be great!! We would love to have as many people to come and join in the fun of Expo committee.

Don't worry if you can't physically attend meetings as we can Skype you in.

You don't even have to invent the wheel as a lot of the foundation work from 2018 has been done. We would like to have a meeting in February 2019 to get this ball rolling.

Every contribution, big or small helps so your input is always valued.

Interested? Please email pastelexpo@gmail.com or phone Sue (0429 789 266), Vanessa (0414 571 090) or Kelcey (0413 027 463).

Master Pastellist Exhibition 2019



All Master Pastellists please note and prepare if you are interested in being part of the biannual Master Pastellist Exhibition.

To be held in the **Old Fire Station Gallery** in Redcliffe from **16th October to 10th November 2019** (bump in Sunday 13th Oct after 3pm, pick up Sunday 10th Nov after 3pm).

Three one day pastel workshops already booked in this same venue during the time of the exhibition.

The Official Opening is set for Saturday 19th of October. We will need a full roster of MP's willing to donate a demonstration during the time of the exhibition. The Gallery will be open from 10am to 3pm, Wednesday through Sunday.



Join us on Facebook!

Have you liked us at the **Ozpastels** Facebook page?

There you can keep up to date with meetings, workshops and announcements. Log into your Facebook account and search for **Ozpastels**, or go to <https://www.facebook.com/OzPastels/>



If you're feeling that you are missing out on Expo this year perhaps you may like to consider going to the IAPS Conference in Albuquerque! 4th June to the 9th June 2019. There are still a few vacancies. Find out more on the website: http://www.iapspastel.org/convention_welcome.php

EXHIBITION INVITATION

Drawings by Tricia Reust

6th February - 3rd March 2019



Opening is 2pm Saturday 9th February 2019

Come and see Tricia's work at The Old Fire Station Gallery, 395 Oxley Avenue in Redcliffe QLD

Gallery hours: 10 am - 3 pm Wednesday through Sunday.

Vale Bob Minette



Bob Minette- PSA Life Member has recently passed away.

He was awarded Life membership for his invaluable service to the PSA during the early years of 2000 onwards. His late wife, Jackie, a past PSA treasurer, passed away several years earlier.

Bob played a significant role in setting the policies and the tone of the PSA and making it the society it has become today. His contribution can not be underestimated.

We remember him as a very gentle, sensitive and sociable man. Although his CB radio interest was his first love he was a conscientious artist and produced some lovely art work.



PLEIN AIR PAINT-OUT 2019

Tues April 23rd – Thurs 2nd May

(Due to the demand of available accommodation we have made a pre booking of 6 Motel rooms and 4 snugs (two of these are pet friendly). First in first served. Caravan sites are to be booked separately.

Bookings and deposits are to be made directly to Top Town Tourist Park for your choice of accommodation. Please contact **Top of the Town Tourist Park. 10 High St, Stanthorpe ph 07 4681 4888**
Take note to mention when booking that you are part of the PSA Art Group as discounts may apply.

Bring your own food and art materials. **SEE PAGES 20 - 21 FOR MORE INFORMATION**

Please contact Betty or Penelope for details and registration forms, and send the completed registration form (see page 21) to us ASAP. Any further queries about the Paintout: ph Penny 0403 882 079 or Betty 0417 672 771

PSA Country Members Online Competition 2019

Deadline: 31 March 2019

Categories: Master Pastellist &
General Members

Prizes:

First prize \$300
for each category

Second prize \$200
for each category

Third prize \$100
for each category

Judge: Helen Grant

enter
NOW
at

<https://ozpastels.com.au/country-members-2019/>



Our 2019 Country Members Online Competition is now open!

The competition will be judged by Helen Grant (Editor of Australian Artist Magazine) and winners will be published on the Oz Pastels website. Entries are free and you can enter two paintings. Deadline is 31 March so get those pastels out and start working!"

Members Choice Awards 2018

An explanation... at each monthly meeting during the year members are invited to bring along a painting they have done recently. Then everyone present votes on their favourite painting displayed on the night. Terry Wilkinson collects the votes and awards points accordingly and these points accumulate over the year.

We are very happy to announce the winners for 2018 as follows:

GM Members; Choice Award - a Certificate and \$100 – Gail Lusted

GM Members; Choice Award – 2nd place - Sue Geoghegan

MP Members' Choice Award - a Certificate and \$100 - Betty Sutton



The John Theisfield Trophy 2018

Certificate and \$100 awarded to Lynnette Ansari

The John Theisfield Encouragement Trophy was presented to the PSA by his widow Gwen. She wants the way he encouraged emerging pastellists to continue on.

The John Jeffery Trophy

Certificate, and \$100 awarded to Joanne Cotton

The John Jeffery Trophy – John and his wife Ivy formed the PSA. In his memory, Ivy presented this Trophy to be given to a member who has given outstanding service to the Society

Invitation from Italy

For the second consecutive year Graham W. Smith has been invited along with only 23 Australian artists to exhibit his watercolour



“Art Deco Mirror – Ideal Café, Fabriano, Italy”

in the world's largest watercolour exhibition in Fabriano with artists from 70 countries in April 2019.

GRAHAM W. SMITH

Fellow of Royal Queensland Art Society (Bris.) – 2015

*Master Pastellist – Pastel Society of Australia – 2004
07 3893 1976*

Congratulations



Congratulations to Joanne Cotton. In December 2018 she was granted 'Signature Pastellist' status with Pastel Artists Canada. A wonderful achievement!

Entry: Members \$5, non-members \$10

Brisbane - 7pm, first Tuesday of each month at Mt Gravatt Showgrounds, Community Hall (upstairs), 1644 Logan Rd, Mt Gravatt. Coordinator: Margaret Van Maanen, 0423117730

DATE	TUTOR	THEME
5th February	Louise Corke	Gestural renditions – drawing from the heart in pastel
5th March	Penelope Gilbert-Ng	Tonal portraits with a twist
2nd April	Anne Yang	Backlighting a country scene
7th May	Ross Paterson	Water scenes
4th June	Betty Sutton	The importance of signatures on your work
2nd July	Christine Clark	Flowers
6th August	Lyn Mellady	
3rd September		
1st October	Tricia Reust	
5th November	Chris Blake	
3rd December		

Gold Coast - 1pm, first Saturday of each month upstairs at RQAS, 25 Broadbeach Blvd, Broadbeach. Coordinator: Louise Corke, lou2345@bigpond.net.au

DATE	TUTOR	THEME
2nd February	Carolyn Sheather	Inspiration from Travel Sketchbooks
2nd March	Louise Corke	Creative surfaces
6th April	Tricia Reust	Using Pastels Wet
4th May		
1st June		
6th July		
3rd August		
7th September		
5th October		
2nd November		
8th December		

Sunshine Coast - 6.30pm, third Wednesday of each month at Woombye School of Arts, 1-3 Hill Street, Woombye. Coordinator: Kay Weber, keyweber@bigpond.net.au

DATE	TUTOR	THEME
20th February	Carolyn Sheather	Inspiration from Travel Sketchbooks
20th March	Tricia Reust	Preparing and Retrieving pastels and Papers
17th April	Louise Corke	Charcoal on the Run
15th May	Christine Clark	
19th June	Karol Oakley	Colour under Pastel
17th July	Chris Blake	
21st August	Ann Yang	
18th September	Penelope Gilbert Ng	
16th October		Scratchboard / Tone
20th November	Christmas Breakup	
18th December		

Members \$90 per day, non-members \$120 per day**BRISBANE**

Coordinator: Kelcey Burman, secretaryozpastels@gmail.com

CODE	DATE	TUTOR	THEME	VENUE
	30 - 31 March	Penelope Gilbert Ng	Tone in portraiture	TBA
	8 June	Margaret Turner	Sand Dunes	TBA
	3 - 4 August	TBA	Annual Exhibition and Plein Air Workshop	TBA
	29 - 30 Sept	Christine Clark	Impressionistic Flowers	TBA

GOLD COAST

Coordinator: Louise Corke, lou2345@bigpond.net.au

CODE	DATE	TUTOR	THEME	VENUE
	11 - 12 May	Ross Paterson \$110 & \$130	Day 1 - Figures in Leisure & Day 2 - Animals	Wisteria Cottage Mount Tamborine

SUNSHINE COAST

Coordinator: Pat Pennell, kppennell@bigpond.com

CODE	DATE	TUTOR	THEME	VENUE
	13 - 14 April	Tricia Reust	Preparing & Retrieving Pastels & Papers	TBA
	22 - 23 June	Karol Oakley	TBA	TBA
	10 - 11 August	Lyn Mellady	TBA	TBA

DARWIN NT

Coordinator: Kelcey Burman, secretaryozpastels@gmail.com

CODE	DATE	TUTOR	THEME	VENUE

Understanding tone for Portraiture

Penelope Gilbert Ng

2 day Workshop

30th - 31st March 2019

8.30am - 4.00pm


BRISBANE

Students will start with a small thumbnail to design the portrait for enlarging onto a sheet of white paper. Students will learn to find shadow and light shapes with a gouache underpainting on white colourfix paper in tones of grey from their own reference. Once the gouache is dry the students then build up the portrait using warm and cool greys with adding colour to only a section of the portrait.

ABOUT Penelope

Penelope Gilbert Ng is a Master Pastellist with the Pastel Society of Australia, past President and Fellow of the Royal Qld Art Society and sought after tutor with Art Societies and Groups Nationally in all mediums. Penelope has been a finalist in the Archibald and Portia Geach Portrait Prizes and has had numerous solo and joint exhibitions. She is featured in an episode

of the 'Colour in Your Life' TV show and has published 9 articles in the Australian Artist Magazine. Her commissioned paintings are represented in corporate/ private collections worldwide. Winner of many competitions combining knowledge and dedication to her art has enabled her to judge shows since 2002. Penelope has demonstrated Portraiture at the International Association Of Pastel Societies at Albuquerque in May 2009



Details:

TBA - For more information contact: Kelcey Burman, secretaryozpastels@gmail.com

Cost: \$90 per day for PSA Members, \$110 per day for non-members

Preparing and Retrieving Pastels and Papers

Tricia Reust

2 day Workshop

13th - 14th April 2019

8.30am - 4.00pm

SUNSHINE COAST

In this workshop participants will prepare various surfaces for pastel through texture and collage, retrieving old papers and surfaces as well as working on new surfaces, in readiness for new pastel paintings. We will create at least two completed pastel works over this time, one a landscape and one an abstract. Participants will receive a handout detailing the techniques covered through the workshop.

ABOUT TRICIA

Tricia Reust is a visual artist working in most media. She exhibits regularly, teaches, and judges competitions.

Tricia is a member of several art societies and is a Master Pastellist with the Pastel Society of Australia.

Among many awards she won the National Mortimore Prize in 2012, and has had work accepted numerous times in the Bald Archy National Touring Exhibition. She has recorded an episode on TV's "Colour in Your Life", is published in International books and the Australian Artist magazine; her book "Landscape as Story" is available on Amazon and she has three instructional videos available through Pulsar Productions.



Details:

TBA - For more information contact: Pat Pennell, kppennell@bigpond.com

Cost: \$90 per day for PSA Members, \$110 per day for non-members

Day 1: Figures in Leisure Day 2: Animals

Ross Paterson

2 day Workshop

11th - 12th May 2019

8.30am - 4.00pm

GOLD COAST



This workshop is for those who have some experience in pastel, and drawing, and see the need to extend their abilities in this exciting and expressive medium! Teaching will encompass theory, and also demonstrations appropriate to the general theme- the vital art elements and principles of design as a basis and then through to various ways of utilising technique, implication rather than detail; adding vitality and strength, using shape, balance, tonal range, and a suitable colour temperature range. We will explore skilful mixing of colour and atmosphere in light, using urban and figurative subjects within this concept.

Emphasis will be placed on seeing things as 'shapes', and interpreting these in a painterly way, as light on form, or planes of light in its varying degrees in context. Individual approaches will be encouraged, whilst tutor 'crits' will be offered constructively, along with teaching notes .

ABOUT ROSS

Ross Paterson is a professional artist-teacher, highly regarded internationally for his achievements in watercolour, pastel and oil painting. With more than two hundred and forty major awards to his credit, and paintings in regional galleries and in permanent public collections world wide, Ross is in constant demand for his tutorials throughout Australia ,China ,New Zealand, Europe and other overseas countries. By personal invitation, he has contributed to various World Biennials in watercolour in recent years, representing Australia a number of times.

His extensive knowledge and experience in Art Education [a trained Secondary Art teacher],contributes to his ability to impart generously as is appropriate for an educational workshop for all participants.

Ross is a member of various art societies such as Twenty Melbourne Painters Society and Australian Watercolour Institute [Sydney]. He regularly paints on location to capture light and atmosphere in the manner of past impressionists.
www.rosspaterson.com.au

Details:

Workshop Venue: Wisteria Cottage Mount Tamborine

Dates: May 11 and 12, 2019

8.30 – 4pm

Cost: \$110 per day for PSA Members, \$130 per day for non-members

For more information contact: Louise Corke, louise@louisecorke.com

November 2018 - Brisbane Demonstration Report

with Margaret Turner

Written by Gillian Collom, Photos by Margaret Van Maanen

Margaret Turner set out to show us “whether it is landscape, portrait or still life, it is all about light and shadow”.



Preparation

Margaret’s subject was a rose lying on a shiny wooden surface, allowing for both a play of light and dark, and the attention to detail that characterises her paintings. For the demonstration she used a photo reference of the subject, under a strong warm light, taken with a mobile phone. She had already established the main elements of the subject on storm-blue Colourfix paper. Margaret finds it easier to get darks into the painting if she uses darker paper.

Painting

Margaret uses a side panel of the painting surface to check colours on the same background. Her underpainting started with the darker parts of the



flower. Then, working from the top down (as the dust falls over the surface), she blocked in the background including the cast shadows. This established the interesting patterns of lights and darks, as the darks were repeated across the flower and the table-top.

As Margaret works up the layers of pastel, she lets the pastels do the blending. The next layer included more intense colours, working on the tones/values to emphasise variations wherever she could see them. In developing the leaves as a tonal pattern of warm greens, the paper showed through.

Tricia Reust drew the audience’s attention to the harmonious composition: the big shapes were a square (flower), a rectangle (leaves) and a triangle (light patterns). These geometric shapes give calmness to the painting.



Margaret continually reviewed the detail of the reference photo to achieve accurate detail. On the upper right, the soft and delicate pink petals needed a particularly delicate application. Margaret used pastel pencils to blend the colours, refine the lit edges and manage the tonal change in the top petal. These pink colours were picked up in reflections in the shiny table surface, repeating the colours through the work.

Although time was short, Margaret explained how she would continue on a work of this size, perhaps for another 2 hours: more development of the patterns of light and shadows; and fine-tuning the light and the edges.




What a great experience to see such a luminous subject emerging from the flat paper! Thanks Margaret.





Gail Lusted
GM Members Choice First Place



Betty Sutton
MP Members Choice First Place



Joanne Cotton
John Jefferey Award



Betty Sutton receives her MP Certificate presented by Suzanne Robinson



Joan McNaught receives her MP Certificate presented by Suzanne Robinson

The Annual Christmas Party and Award Presentation was held on 27 November 2018. This time as a lunch-time function at Southern Cross Sports Club in Upper Mt Gravatt.

As Gail Lusted is a member of the Club she was charged with making the booking – and by default became Party Planner!

She was very grateful for the help she received from the Functions Manager, Sue, who kindly threw in many extras.

Suzanne Robinson, our President, travelled from West of Gin Gin to welcome all the members, spouses and friends to our Annual Celebration.

After the presentation of MP Certificates we had a game. With paper plates on their heads everyone was asked to draw a Santa.

There was a twist. They had to follow instructions --draw Santa's boots-- his belt - Draw his hat- his face and beard- his sack – his arms and legs etc amid much hilarity. Then the artists, with best drawn Santa from each table, came out to the front to compete for a prize.

Voting was by a show of hands. Totally hopeless!!!! -- as each table only voted for their "Artist's " Santa – But a lot of fun.



Terry Wilkinson receives her MP Certificate presented by Suzanne Robinson



Penelope Gilbert Ng receives her MP Certificate presented by Suzanne Robinson



How the Painting Swap works.

Should they wish to participate on the day, each member delivers a small painting to Gail Lusted and their name goes into the Santa hat. First in = No.1, 2nd in No.2 etc.

In all there were just over 30 beautiful paintings to be swapped. Some by MP's, and some by members new to pastels.

There is no choosing which Swap you may like to take home – but you can sometimes be lucky. The first name drawn out of the Santa Hat by Peter Wilkinson went home with No. 1 painting in the Swap and so on.

Betty Sutton, as the names were called, graciously handed the Swaps out.



Thanks to Gail Lusted for her wonderful organisation and her helpers Betty and Gillian who organised the PSA Christmas Party, it was a lot of fun and a wonderful opportunity to socialise and catch up with fellow pastellists.



Louise Corke receives her MP Certificate presented by Suzanne Robinson



Margaret Turner receives her MP Certificate presented by Suzanne Robinson

A Painter's Guide to Orchestration - Richard M^cKinley, PSA-HFH

President of the International Association of Pastel Societies (IAPS)

Orchestrating a Painting: Arranging the elements and principles of design are like conducting an orchestra. One relies on sound and the other sight, but they both rely on orchestration. At times you must silence one section of a painting and make another louder, just as a conductor does when leading an orchestra. How we utilize the elements and principles of design ultimately leads to ovations or jeers.

No matter how beautiful the subject matter or impressive the application technique, if the composition of visual elements within a painting are not strong, it will ultimately be considered a failure. When we set out to paint, it is easy to become seduced by the subject matter. We fall in love with what it represents, forgetting that for a painting to work, it has to successfully communicate our feelings. For painters, it is not merely enough to accurately portray what lies before them, they have to arrange and manipulate the visual elements to create a cohesive outcome. These elements are akin to grammar. The better an author arranges the words and punctuation, the better the document will relate to the reader.

The Elements of Design: The terms composition and design are often used synonymously. While they do work harmoniously, they do represent different visual characteristics. Composition signifies the arrangement of the visual elements and principles of design independent of subject matter. Design elements encompass: Line, Shape, Color, Value, Tone, Texture, and Depth. Design principles are: Balance, Contrast, Movement, Rhythm, Emphasis, Proportion, and Unity. These elements and principles form the nucleus of an artist's compositional tool chest. Every painting relies on them, but some will be more apparent than others.

Start From Sketch: When planning a composition, I like to start with a series of thumbnail sketches that allow for manipulation of certain design elements and principles. These doodles lay a foundation before applying any pigment to a surface. I experiment with and then indicate the placement of the main and secondary areas of interest, perceived horizon line, major shapes, and foremost value contrasts. Every change to a composition has the potential of conveying a different mood or attitude.

To avoid becoming compositionally predictable, I often experiment with various elements and principles of design, such as:

- **Line:** Altering the movement of visual elements within a scene can lead the viewer's attention to certain areas and create a better balanced visual flow.
- **Shape:** Tweaking the relative width and height of objects can affect proportions, vastly changing how we relate to them.
- **Color:** Adjusting the dominant color scheme, or weighing it towards a warm or cool color bias, can create unity and balance, as well as altering mood.
- **Value:** Varying the placement of light and dark within the composition can create emphasis, contrast, or balance, depending on intent.
- **Tone:** Modifying the intensity of colors can create emphasis, contrast, or unity depending on the mood or atmosphere being portrayed.
- **Texture:** Accentuating the perception of texture can create rhythm and emphasis on certain surface areas.
- **Depth:** Amending perceived distances can create an overall change in proportions, generating a sense of intimacy or separation to the subject matter.

This article has been supplied by F&W Media (the Pastel Pointers blog)



Online Pastel Learning: with Master Pastellist, Karol Oakley

This has been a long-awaited project but it's happened!

January 23 was launch day with a wonderful response, thank you everyone who popped in to the site and signed in or had a look.

Online Pastel Learning is a service, for all those pastellists who can't get to a workshop for whatever reason.

Often, it's the travel that stops us, as distance, time and money don't line up for a set date workshop or being in two places at once just doesn't work.

Go to www.onlinepastelllearning.com

Whether it's a physical or online workshop, my aim is to spark that creative flame of curiosity while giving you skills and confidence to explore this vibrant, versatile medium of pastel for your ongoing painting adventure. Make time for pastel magic by "making pastel happen".



My online pastel courses and projects are presented in the same way as I teach a workshop. I demonstrate, do step by step and talk all the way through telling what I am doing and why. Yes, you can turn off the audio if that gets too much!!

“Drawings”

Tricia Reust Exhibition - The Old Fire Station Gallery, Redcliffe

6th February - 3rd March 2019

10am - 3pm Wednesday through Sunday

Alongside over thirty new creations are works from as far back as 1971, presented in this exhibition of over sixty drawings on papers, board and canvas, and giclee reproductions, including a wide range of unframed but professionally presented original drawings.

Tricia won the National Mortimore Prize in 2012 with a drawing, one of her many awards in this, her favourite form of art.

Opening Event: Saturday 9th Feb at 2pm

Mark Lutz from Arthouse Reproductions officiating.

The door prize at the opening is a framed drawing by Tricia titled “Wet Run” which will be drawn at 3 pm – must be present to win.

Please be aware this exhibition contains nudes.

Public demonstrations in the gallery by Tricia

- Thursdays 7th, 21st and 28th February 10 am to 1 pm
- Artist Talk, Powerpoint and Q/A session Thursday 14th February 10 am to 12.30 pm
- Sunday 17th February - one day workshop “Basic Drawing Principles” 9 am to 4 pm
- Saturday 23rd and Sunday 24th February - two day workshop “Drawing and Texture” 9 am to 4 pm

LOCATION:

The Old Fire Station Gallery

395 Oxley Avenue in Redcliffe, QLD

Call the gallery at 32840852 for more information.

Find Tricia at: www.triciareust.com.au

Facebook: <https://www.facebook.com/triciareustvisualartist/>

Tricia has work available as giclee reproductions through the premiere online Art resource website– www.BuyArtNow.com.au

Phone Tricia on (07) 38894619 email triciareust@gmail.com





2019 PAINTAWAYS WITH LYN DIEFENBACH - GET THE WOW FACTOR

Tasmania - All Things Pastel

6-10 March \$2,395

All studio based

Book at artable.com.au

US Pacific Northwest - Pastel and Oils

Plum Nelli Farmstay / Retreat

Limited to 5 participants

June 22 - 30 \$US 1,950

Studio and en plein aire

Book at plumnelli.com

France - All Things Pastel

At Haut Baran in the beautiful Perigord

5-15 July \$US 3,900

Studio and en plein aire

Book at www.hautbaran.com

Norfolk Island - All Things Pastel

October 1 - 8 \$2,499

Studio and En Plein Aire

Book at norfolkislandtravelcentre.com

For more details:

www.ldief.com/events

lyndiefenbach@gmail.com

+61 (0)7 4939 4482

2019 PLEIN AIR PAINT-OUT @ STANTHORPE

Tuesday 23rd April – Thursday 2nd May
2019



Once again planning for our Plein Air Paintout at Stanthorpe is well underway. Some of you have already booked accommodation.

Additional properties have been offered to us this year in Stanthorpe and surrounding areas. Plus the previous venues as well. So we have more places to choose now. How good is that!

For those who attended in previous years the registration arrangement is the same. (see below for accommodation fees.) Please give your name and e-mail address to receive a receipt. Take note to mention when booking that you are part of the Pastel Society Art Group. This will entitle you all to 10% discount.

All motel rooms have now new reverse cycle air conditioning units installed plus big screen T Vs.

(N B. Due to the demand of available accommodation we have made a pre booking of all (6) the Motel rooms, as well as 4 snugs- two of which are dog friendly. (First in first served)

As stated on the registration form, on the next page, remember to book and pay deposit direct to the Top Town Tourist Park with your choice of Caravan site, Campsite, Cabin, Cottage, Motel Room or Snug Room. (Google: Top Town Tourist Park, Stanthorpe to view the accommodation.

Price: Motel room: \$145 per 2 persons per night + \$10 per extra person (sleeps 4)

Snugs : \$120 per 2 persons per night

All linen supplied. (N B: No linen supplied for any extra persons in the snugs)

As with previous visits in addition we have the sole use of the large communal lounge and kitchen free of charge.

N. B. All bookings need to pay in full 1 week prior to arrival: 16th March

For further accommodation enquiries please contact:

Top of the Town Tourist Park. 10 High St, Stanthorpe ph 07 4681 4888

Bring your own food and art materials.

If you haven't already done so please return the completed registration form on the next page to us ASAP so that we can make up the registration bags for everyone.

Any further queries about the Paintout and the Registration forms please contact : Ph Penny 0403 882 079 or Betty 0417 672 771

Looking forward to seeing you all.

Cheers

Penelope & Betty

2019 STANTHORPE PLEIN AIR PAINT-OUT 23rd April - 2nd May 2019

Registration for painters @ Stanthorpe QLD 2019

Arrive Tuesday 23rd April (day after Easter Monday) - depart (Thurs) 2nd May

Plein air painting starting Wednesday at various locations around Stanthorpe and surrounding areas including Girraween National Park. The idea is painting with like minded artists with your chosen medium, exchanging ideas and camaraderie.

A Program Guide listing venues and activities will be issued at a later date.

Please complete your details and return by post or email ASAP to:

Penelope Gilbert-Ng's address: email: penelopegilbertng@gmail.com. Phone: 0403 882 079 or

Betty Sutton's address: email: betty.sutton@bigpond.com Phone: 0417 672 771

Name:

Partner/packhorse.....

Address.....Postcode.....

Phone..... Mobile.....

Email.....

We have booked into Top Town Tourist Park, 10 High Street. Stanthorpe.

Phone: 07 4681 4888 or Email: info@topoftown.com.au No./Yes

We will be arriving at the Caravan Park on..... or

Remember to book and pay deposit direct to the Top Town Tourist Park your choice of Caravan site, Campsite, Cabin, Homestead Motel Room or Snug Room. Please give your name and e-mail address to receive a receipt.

(N B. A pre booking of 6 Motel rooms and 3 snugs have been made.).Take note to mention when booking that you are part of the P S A Art Group.

N. B All linen supplied.

With our block booking we have a huge lounge room, conference room and group kitchen at our disposal plus a BBQ facility available for our use free of charge.

Bring your own food and art materials.

Lyn Mellady & Julie Goldspink

Work in Pastel &/or Watercolour art workshops

Workshop :- Fri 15nd March –Tues 19th March 2019 5 days

Jindabyne

Autumn in the high country on the shores of Lake Jindabyne offers much for artists looking to experience the open sky /clouds, mountains, wildflowers, summer grasses, lichen covered rocks, weathered snow gums and vast waterways. Demonstrations, time to paint, daily assessments and lively discussion are part of the mix. Jindabyne is close with restaurants and supermarkets so your stay will be both delicious and convenient.



Julie Goldspink and Lyn Mellady:- Both multi award winning artists & tutors, enable you to work in your preferred medium or change at will. You do not have to choose in advance. Both are there to help you gain the most from your travelling art holiday. Bring your watercolours or pastels or both, plus a travel sketch book and camera/ipad. You are ready for everything.

You will be able to paint, sketch and photograph 'til you run out of light or simply watch the daily demonstrations and enjoy the company, art experience and beautiful high country

Jindabyne 5 day Workshop cost \$590

max no of artist participants = 10

There are many accommodation choices but book early for the best choice. Ring or email and we will suggest where others are staying.

If you wish to join the challenge of painting the untamed wilderness & advance your art away from daily interruption join us.

Just \$100 deposit secures your booking.

to confirm availability and payment options *contact Pascal Phillips*

prphillips@ozemail.com.au ph 0412 601 522

Or Lyn or Julie at **contact@paintdownunder.com** ph 0405654110



CAPTURING THE LIGHT

TRICIA TAYLOR

In her first solo exhibition in Sydney, Tricia Taylor captures the ever changing light of the incredible coastline from Coogee to Sydney Heads and beyond.

26 February–10 March 2019

10am–5pm Daily

Bondi Pavilion Gallery

Free Admission

Demonstrations will be held during the exhibition. Contact Tricia for times.

0419 176 986 artist@taylorart.com.au

Exhibition Launch

Wednesday 27 February 6–8 pm

Bondi Pavilion Gallery Queen Elizabeth Drive, Bondi Beach NSW 2026
For more information call 8362 3400 or email visualarts@waverley.nsw.gov.au



Colours of the Centre Art Tour

Uluru – Kings Canyon – Alice Springs



Hosted by Master Pastellist Tricia Taylor
9 nights/10 days Departs 13th May 2019

PACKAGE INCLUDES

- Airport Transfers
- 9 nights Twin Share Accommodation
- Private transportation
- Touring and National Park Fees listed on itinerary
- Meals as listed
- Optional Extras available at cost
- En Plein air painting, sketching and photography opportunities sunrise and sunset.

PRICES FROM

- \$3389 per person Twin Share for Artists
- \$3189 per person Twin Share non artists



Details on my website
triciataylorart.com.au/workshops
Email artist@taylorart.com.au
Or contact my travel agent below

To find out more call **Karen Murray**
your personal travel manager

0407 410 233

Karen.murray@travelmanagers.com.au
[facebook.com/Karen Murray](https://www.facebook.com/KarenMurray) - Personal Travel Manager
travelmanagers.com.au/KarenMurray

Part of the House of Travel Group ACN: 113 085 626 Member: IATA, AFTA, CLIA

DeliciousART

Pastel Classes for Adult Beginners

Weekly in Western Suburbs, Brisbane

If you've wanted to try pastels as an art medium, this is the perfect place. These classes are especially designed for the adult beginner, you don't need any experience and everyone is welcome. Our classes are small, fully guided and tutored and non-competitive.

Come and learn how to paint clouds and sky, grass, trees, still life, fur, feathers and more with Jeanne.

Book online at <http://deliciousart.com.au/shop/>
Enquiries: Jeanne Cotter 0413 374 634

Gold Coast Tuition



Monthly Pastel Classes

by

Master Pastellist Joan Macnaught

at Royal Qld Art Soc., Broadbeach,
Gold Coast, first Saturday of the month.

Commencing Saturday Feb 2 2019

9.15 am–12.15

Cost \$30.00 per session.

Contact Joan on 07 3805 7732

The Shape of Water in Pastel

AN EXHIBITION BY

JOANNE POWER COTTON

AN ARTISTIC STUDY OF WATER IN THE LANDSCAPE:
THE INTERPRETATION OF WATER IN MOVEMENT, WITH A
FOCUS ON REFLECTION AND REFRACTION OF LIGHT IN
PASTEL

MARCH 6-19, 2019

OPENING RECEPTION SATURDAY MARCH 9, 2pm

THE MILK FACTORY GALLERY

33 STATION STREET

BOWRAL NSW 2576



Margaret River Creative Art Tour *with Louise Corke*

September 16-26, 2019

Just a few positions are still available!

Consider an all expenses paid trip to Margaret River in Western Australia (excluding airfares).

Discover our native wild flowers and create responsive artwork with a difference.

Tour includes – all accommodation, all ground travel, all meals, daily workshops, all art materials, daily excursions, studio tours, wildflower tour, perfume making and much more.

Contact Louise to enquire further. For \$5,549 you will be pampered and indulged for 11 flower filled days.

A boutique sized tour to keep things exclusive and personal.





The largest range of soft pastels and specialty pastel papers in Australia.

Pastels

- Art Spectrum
- Blue Earth
- Conte
- Generals
- Girault
- Holbein
- NuPastel
- Pan Pastels
- Rembrandt
- Schmincke
- Sennelier
- Unison

Papers

- Ampersand Pastel Board
- Colourfix
- Colourfix Smooth
- Fisher 400
- Hahnemuhle Velour
- Hahnemuhle Pastelfix
- Mi-Teintes
- Mi-Teintes TEX
- Pastelmat
- Sennelier Pastel Card
- Sennelier Velvet and Felt
- UART Premium

- ▶ We deliver Australia wide as well as internationally.
- ▶ We provide value pricing everyday and run monthly specials.
- ▶ We are a unique family run business with friendly service and help.
- ▶ Our range only consists of artist quality materials. New items are constantly sourced.

www.softpastels.com.au

OPENING HOURS

Monday - Friday 6:00am to 6:00pm
Saturday 6:00am to 2:00pm


259 Brunner Road, Adamstown NSW 2289
Phone: **02 4957 1050**
Email: colours@softpastels.com.au

Thanks to our Sponsors

GWEN THIESFIELD



Barbara Alexandra



President

Suzanne Robinson 0429789266
PresidentOzpastels@gmail.com

Secretary

Kelcey Burman 0413027463
SecretaryOzpastels@gmail.com

Treasurer

Vanessa Thomas
treasurerozpastels@gmail.com

Vice President - Vacant**Committee Member**

Terry Wilkinson 07 32076134
terrywilkinson@bigpond.com

Committee Member

Greg Steele 07 32617972
gregorymark57@outlook.com

Sub-committees

Public Officer
Gillian Collom
PublicOfficerOzpastels@gmail.com

Exhibition Coordinator

Greg Steele 0468898265
gregorymarj57@outlook.com

Membership Secretary

Vanessa Thomas
treasurerozpastels@gmail.com

Webmaster

Margaret Turner 07 3300 5340
webmaster@ozpastels.com.au

Webmaster Assistant - Vacant**Communications and Advertising**

Laurel Donaldson
commsozpastels@gmail.com

Promotion Officer - Vacant**Newsletter Editor & Design**

Jeanne Cotter 0413 374 634
jeannecotterbrisbane@gmail.com

Newsletter Team

(postal/mail out)
Margaret Ollerenshaw 0435413726

Library

Greg Steele 07 32617972
gregorymarj57@outlook.com

Competition Coordinator

Hettie Rowley 0406180121
competitions.psa@gmail.com

Workshop Coordinator - Vacant

Gold Coast: Louise Corke 0419644665,
lou2345@bigpond.net.au

Sunshine Coast: Pat Pennell 0447971369
kppennell@bigpond.com

Master Pastellist Submissions

Louise Corke 0419644665,
lou2345@bigpond.net.au

BVAC Liaison Officer - Vacant**Expo Committee**

Kelcey Burman, Vanessa Thomas & Sue
Robinson
Pastelexpo@gmail.com

Expo Tutor Coordinator

Louise Corke 0419644665,
lou2345@bigpond.net.au

Meeting Support Team

Margaret Ollerenshaw & Gwen Thiesfield

Meeting Demonstration Coordinator

Brisbane: Margaret Van Maanen 0423117730
Gold Coast: Louise Corke 0419644665
Sunshine Coast: Sally Thomson 0403017832

Meeting Reception

Terry Wilkinson 0419799286
Assistant
Gail Lusted 0422217582

The newsletter will be released bi-monthly. The next newsletter is due out in APRIL 2019.

CLOSING DATE: Closing Date for April 2019 Newsletter is the 20th of March 2019.

Articles submitted AFTER this date WILL NOT BE ACCEPTED.

SEND TO: All submissions are to be sent to JEANNE COTTER at jeannecotterbrisbane@gmail.com

FORMAT: The preferred format for written articles is Microsoft Word sent as an attachment to your email. Articles sent from an iPad or in the body of an email are not acceptable. Please send photos as jpg attachments to your email, not embedded in an email, and title each photo with your name and a number (eg: janesmith001.jpg) rather than send as a file number (eg: 2200957694.jpg). Please make ALL reports in text font ARIAL Size 11. Many thanks for your assistance.

YOUR NEWS: Please let us know of your pastel achievements. We want to celebrate with you!! The newsletter is a great way to let people know and to build your profile.

YOU CAN CONTRIBUTE: We'd love to hear about Workshops and Demonstrations that you've attended. Be willing to write up meeting demonstration and workshop reports and send to the Newsletter team ASAP - within a week of the event - (PLEASE not at the last minute). Many thanks.

CLOSING DATE: Closing Date for April 2019 Newsletter is the 20th of March 2019.