

The Pastellist

The Pastel Society of Australia Inc
Founded by John and Ivy Jeffery in 1985



Welcome to the Pastel Society of Australia Inc.'s October, 2021 Newsletter

Hello members; well spring is upon us as we welcome in the 2021-22 PSA committee members. To those PSA members who are able to take on a committee or volunteer position - thank you.

To those members who vacated the committee, a **big thank-you** however it is not goodbye. We will continue to see you at one of the meetings, workshops, outings or events.

Don't forget the last set subject for the year is October; theme 'Plein Air' (any subject).

This newsletter's colour scheme is influenced by watermelons. Happy reading, Louise

CONTENTS

Presidents report2

Outgoing President 'Thankyou'..... 3

Wins, News and What's On4

Demonstration Reviews-

Tricia Taylor "Seascapes".....18

Tricia Reust "Pastel on Canvas".....21

Workshop & Demonstration Schedule25

Sponsors26

Committee Members.....27

Newsletter Submission and Advertising.....28

PSA Meetings and Demos

BRISBANE 1st Tuesday

**ZOOM
2nd Tuesday**

**SUNSHINE COAST
3rd Tuesday**

**GOLD COAST
2nd Saturday**

Tricia Reust - Newly Elected PSA President (September 2021)

Thank you to all who have passed on their good wishes for this role. Fortunately, the work of the outgoing President and Committee has ensured that I am slipping in to a well-oiled gearbox of smoothly running actions! Kelcey and Vanessa are major cogs in the PSA Committee machine, and both have been generous in offering their time and wealth of knowledge to me personally.



Over the many years of my membership, one of the things about the Society that has enticed me to continue as a member has been the generosity shown to others in sharing the love of pastel and the “how-to” techniques of the medium. This giving nature is a character of the Society as a whole.

Right now, we are in a very busy stage of Society life with the Annual Awards and the Master Pastellist Exhibitions one after another through October and November. The opportunity to not only support the exhibiting artists but to experience the art works is something of a bonus for us in spite of Covid in our area.

The on-line exhibition of entered works in the Annual Awards will be enhanced with the “real time” exhibition of works in the Latrobe Art Space. This exhibition will include a screen with images of every single entry in the Awards on show during 6th to 10th October, along with free to the public demonstrations of pastel by PSA artists every day. The judge Naomi Evans (Curator, Griffith University Art Museum) will be present at the opening Saturday Oct 9th 2 – 4 pm to speak on her decisions and to announce the Pastellist of the Year.

The Master Pastellist Exhibition is held every second year and is on 27th Oct – 21st Nov this year at the Old Fire Station Gallery in Redcliffe with demonstrations by Master Pastellists every Wednesday, Friday and Sunday.

EXPO is the next challenge! I look forward to this role and know that the generous support of the PSA members will continue to be a rewarding factor of the experience.

Closing Deadline for December's Newsletter is 22 November 2021

Past President PSA, Karol Oakley (2019 to 2021)

Karol Oakley's AGM farewell speech and thank you

How do I say thank you. Thank you for the memories, the friendships; the camaraderie.

Our Pastel Society of Australia is like a family. A family of Artists. I've heard this said before - "My second or other family".



Like a family but different. We don't go to a movie, but an exhibition, picnics or plein-air events and a country drive - who does this in a family now? Is life gathering reference, new ideas and places to paint? The trip to the grocery store for the pantry is swapped to a trip to the art store.

We are tied together by our love to pastel. We are joined by pigment not blood. We share just like a family, a common love. Its that ours is of art, creativity and pastel. As in a family age is no barrier to commitment. We do things for love not money.

To you my PSA family, thank you for continuing to be a big part of my life. Thank you for being there for me, your support and friendship for seeing me along my pastel journey with encouragement.

Thank you for rolling with the changes Covid-19 has bought this last 2 years. I feel we are more connected. That our country and oversea's members are familiar faces now. Our PSA is strong, the glue to love and commitment bind our pastel family together across the miles and over the ditch.

There is so much to look forward to on the events calender of the PSA. Like any family there will be events we can and can't commit to. That's life. But we are still part of it and can cheer from the sidelines.

I am so proud of you, members, who in a tough time stood strong and offered your help, Ideas and shared thoughts. We have new faces to be voted into office today. Thank you to those members who stood up and will see the PSA forward. Thank you to those who wanted to but couldn't. Your time will come, but your here, part of the family. I am so proud of all the members, those who have been the stalwarts of our pastel family. People like Geoff May, 9 years coodinating our workshops.

Vanessa Thomas Treasurer, years of dedication

Kelcey Burman Secretary, years of keeping you up to date.

Gillan Collom Publicity Officer the quiet one who keeps us legal.

This list goes on and on. There are those folk who do tasks we take for granted - who turned the urn on tonight and bought supper? Our Gail is laid up from an accident, so thankyou Pauline Meizer for stepping in.

You see how it is like a family; there's the ones out front, the ones gossiping in the corner, the quiet doers, the practical, the theatrical, the crazy and the smiley ones.

Never call us ordinary or dull or static or straight. We are the P.S.A. and we are strong together, fun together and we rock!

PSA AGM September 2021

update from Kelcey Burman, Secretary PSA.

Well the AGM results are in and it is with great delight that I announce, Tricia Reust is our new president. We also have several new committee members including Trish Arden, Christine Leaming, Gillian Napper and Angela Parr.

Many thanks to Karol Oakley and Geoff May for being such a positive president and committee member to the PSA.

Sue Robinson will continue in her role as vice-president as well as Greg Steele as a committee member. I would also like to thank Hettie Rowley for volunteering as the Workshop/demo coordinator as well as Pauline Meizer for volunteering to be the Brisbane Meeting coordinator.

Petronella Van Luesden will now be running the Gold Coast meetings and Chris Clark will continue in her role as a fabulous Sunshine Coast coordinator. Louise Eves will also still be our newsletter editor, a terrific means of recording and communicating our many activities and information.

Of course we are all supported by other members and we could not do it without you. Apologies if I have not mentioned you but you are definitely appreciated by us all.

Full details can be found on the updated Committee Members page (p27) in this Newsletter

CONGRATULATIONS: *Mark Tippett was chosen as one of the finalists for his pastel painting titled 'Rusty' in the nationwide annual Kennedy Prize art award of \$25,000 for the theme 'beauty'. What an honour Mark no matter the outcome, well done.*

The prize, offered by the **Kennedy Arts Foundation**, is based and exhibited in Adelaide but open to Australian artists nationwide, and is awarded to works that embody, comment on or celebrate beauty.

The winning artist will receive \$25,000, and their artwork will be acquired by the Kennedy Arts Foundation, and at its absolute discretion, auctioned at the next year's Kennedy Prize exhibition.



Rusty - Sold

The work's increased recognition, prestige and market value will thus contribute significantly to the prize's funds, ensuring continued annual growth.

The Foundation's Choice features as part of the exhibition and will showcase an exciting array of emerging and established Australian artistic talent.

A People's Choice Award will also be awarded to the audience's preferred entrant. Voting is conducted at the exhibition and only the finalists are eligible for the People's Choice Award.

The winner will be announced on the Kennedy Prize website at www.kennedyprize.com.au.



'Capturing Light'

Christine Clark – Master Pastellist of Australia

8.30a.m set up 9.00a.m. – 4p.m. -Saturday 20th & Sunday 21st November, 2021.

Queen Alexandra Home Community Centre, 347 Old Cleveland Road, Coorparoo Qld., 4151

Have you found it a struggle to Capture Light?

Then I would love to show you how to manipulate pastel colour, to get that Transient feeling of Light, it's exciting and informative. Come join the Fun?

Day 1 Exploring – Light, Colour Temperature, Simplifying Tone, Harmony, Contrast and controlling Shadows

Day 2. Bring along a photo of your own with a strong Light Source already

Pre-drawn and I will help you bring it to life.

Cost: \$180 for PSA Members & \$220 for Non-Members

Booking: <http://ozpastels.com.au> or Email Hettie Rowley hettie@magickmirrors.com

Covid Rules: Please bring your own mug and lunch, we will supply tea, coffee & milk



PSA Gold Coast Meetings

WHEN: Second Saturday each month

WHERE: Mudgeeraba Old Post Office
57 Railway Street, Mudgeeraba

TIMES: 1.30pm arrival for 2pm start.
Meeting concludes at 4.30pm.

RSVP by email to book
hello@petronella.gallery

The Pastel Society has restarted meetings on the Gold Coast (first one was 11th September) in Mudgeeraba at the Old Post Office. The venue is easy to find. Coming off the M1 exit 79, proceed to Railway street in Mudgeeraba's village centre.

Plenty of parking is available behind the building. For the map: <https://tinyurl.com/oldmudgpost>

The meetings will be held every second Saturday of each month **except** for school holidays. This year's remaining meetings are: October 9th and November 13th. Meeting times: Arrive 1.45pm for 2pm start finishing at 4.30pm.

The meetings have a different format to the previous Gold Coast meetings. We will explore different papers, do round robin paintings, work on our own paintings, go on plein air excursions. For some meetings, we will have a demonstrator.

Numbers at these meetings are restricted to 16 places for painting, therefore you will need to email Petronella below if you plan to attend as it will be first come, first served! Members get first placing. Entry fee members \$5, Non-members \$10.

Please RSVP coordinator Petronella van Leusden by email hello@petronella.gallery of your intention to participate.

Please provide the following info in your email:

- *Your name
- *Pastel society member or non-member
- *Date(s) you want to participate
- *Email and phone number

PSA GOLD COAST 11th SEPTEMBER MEETING

Such a joy to be welcomed into an afternoon of art by Petronella for the September gathering of Australia's Pastel Society at Mudgeeraba's Old Post Office. Light filled surroundings and five happy members created the perfect conditions for a rewarding afternoon of art making. Two new arrivals Denise and Susie were warmly supported.



Petronella's organisation offered a speedy set up and the group officially started their formal welcome at 2pm exactly. There was a quiet hum of productivity with helpful discussion for the new gals. By wandering and observing the experienced artists, little gems of wisdom were passed on to the beginners. The time was managed well, afternoon tea was shared. A special thanks to Anna who raced off to organise sweet treats for us all.



A final line up of work was discussed with constructive and generous chat. As everyone had worked on black paper some of the benefits were mentioned:

- * like the gradual build up to lighter colours,
- * to avoid white as long as possible,
- * how the black is not as black as a crayon,
- * how the black beautifully mingled with a bright blue for a background, and
- * how you could work away a mistake with a darker colour. Although many works were far from complete all paintings presented an instant readiness. In all, a fine afternoon of gentle fun made possible by Petronella's zeal to share her joy of creating art.

Ideas for the next October meeting were requested by Petra who will lead the group. 'Clouds and skies' will be the theme. Next month attendees please bring your inspirational pictures. It was an inclusive gathering and Petronella requested feedback from members so that the meetings meet expectations. Everyone confirmed the benefit of taking time to paint and share their passion with interested and like-minded people.

Susie Burns

CLOUDS AND SKIES- GOLD COAST PSA MEETING

Do you want to know more about how to get the right atmosphere in your skies or simply want to know more about painting different clouds?

Then come along to the next Gold Coast PSA meeting, where we share our knowledge and Petra Daecke will share hers, hosting the subject 'Clouds and Skies' on 9th October, arrive 1.30, for 2pm - 4.30pm.

Entry fee members \$5, Non-members \$10. Seats are limited; if interested email Petronella at hello@petronella.gallery to reserve your spot.

If you just want to work on your own pastel painting on the day please feel free to do so.

Please bring your own materials to paint and your own tea or coffee cup.

Table Easels are supplied however the boards are only 28x38cm. You are welcome to bring your own board and/or easel if you want to work on a bigger sheet or wish to stand whilst painting. There will be some small pastel sheets, charcoal and basic pastel set available for people who are new to pastel work or people who want to try out a particular colour and/or pastel sheet. Further information can be found in previous articles in this Newsletter.

Coordinator of the PSA Gold Coast Meetings details are:

Petronella van Leusden
hello@Petronella.Gallery
0407 963 773





All products available from your local Retailer

Canson® Mi-Teintes® is a pulp-dyed colour paper that has won worldwide recognition for its qualities.

Canson® Mi-Teintes® is genuine art paper that contains cotton, combining mechanical resistance and a sensuous feel. In addition to its qualities as a drawing medium, **Canson® Mi-Teintes®** complies with the ISO 9706 standard on permanence, a guarantee of excellent conservation.

Furthermore it has the advantage of having a different texture on either side: a honeycombed side characteristic of **Canson® Mi-Teintes®**; and fine grain on the other.

It boasts the richest range of colours on the market, with 50 light-resistant tones.

CANSON®
MANUFACTURE DEPUIS 1557

Mi-Teintes®



Canson Australia—Unit 6, 30-32 Foundry Road, Seven Hills, NSW 2147 Phone: 02 8825 5300

CONGRATULATIONS TO:

Online Competition Winners - Zoom Meetings:

August - Judged by Lyn Mellady who provided went the extra mile and provided constructive critique/feedback on each painting, in particular, how a painting could be enhanced further even further in some. Her feedback was great for learning to look at those subtle changes you don't always see or think about.

General Member: Barbara Brown "Yarraman Weir". Judge commented this was an 'Artists Painting'. A humble painting showing its beauty.

Master/Accomplished Member: Penelope Gilbert-Ng "Plein Air Painters. Judge commented the painting was fresh, showing sunlight, told a story - direct 1st response and had warm undertones. The artists in the painting were far enough away not to be bothered by viewer.

September - Judged by Lyn Diefenbach who also gave mention to a few other paintings that caught her attention.

General Member: Gwendolin Lewis "Customs House Newcastle". Judge comments - "Beautiful", clear image, love the use of complimentary colours and Turquoise colours. Strong Architectural Linage.

Master/Accomplished Member: Hettie Rowley "Self Portrait", Overall just beautiful, a masterful painting.

EXHIBITIONS BY MEMBERS: For any members who are having an exhibition please do a tiny video (maximum 2 minutes in length) of your exhibition and forward to Kelcey Burman - secretaryozpastels@gmail.com. These videos will be posted to The Pastel Society of Australia's facebook page sharing the great work being done by Pastellists across the lands. Please note these videos are not a sales marketing platform but an opportunity to promote the great work of artists using our preferred loved medium, pastel.

Set Subjects:

October 'Plein Air (any subject)'. Interested go here to enter this and your Zoom painting if you wish:

<https://www.psacomps.com.au/zoomoctobersubmissions>

On-line Demonstrations have a Free Competition too.

The Online Zoom nights have a demonstration and a chance for all members to exhibit a painting on the night. These Zoom nights are held on the third Tuesday of each month. This is free to all members.

To enter a painting into the competition for that night go to psacomps.com.au and look at the headline for that month's Zoom submission.

Mark it on your calendars: Enter Zoom Competition first week of the month. There is prize money from our sponsor Arthouse Northside.

Each entry will be judged by the guest demonstrator and you have a chance to win the following prizes: General Members - \$25 voucher from Arthouse Northside and for MP/AP's, \$15 cash prize. Winner will be announced at the end of the meeting.

Prize money proudly sponsored by Arthouse Northside



PSA Meetings - You must RSVP as the numbers are STRICTLY limited

For Brisbane, please email Tricia, presidentozpastels@gmail.com. There is a max of 30 people so unfortunately we have to have a rule of no rsvp, no entry.

For Sunshine Coast, please email Vanessa, treasurerozpastels@gmail.com

COVID Safe Compliance reminder when attending PSA Demonstrations.


- **Do not come if you have any Covid19 symptoms**
- **Be Covid19 Aware and be courteous and patient. Practice social distancing especially at the entrance. Masks are welcome, but not compulsory. Come a bit earlier to avoid crowding.**
- **Bring your own cup and take it back with you. We will provide coffee tea sugar and milk, but no snacks.**
- **Bring your own pen to fill in your details at the door and to vote for your favourite painting.**
- **Bring \$5 notes, to reduce cash handling for the door and raffles.**
- **Use the sanitisers provided at any time during the evening.**

PSA ANNUAL EXHIBITION 2021

Dates: 6th - 10th October

Times: 10am to 4pm each day

Opening: Saturday Oct 9th, 2 to 4 pm



**PASTEL
SOCIETY of
AUSTRALIA**

The Annual Exhibition 2021

ART

**Scapes
Portraits
Still Life
Abstracts**



FREE ENTRY

All Welcome


Latrobe Art Space Gallery
, 134 Latrobe Terrace,
Paddington QLD 4064

10 am - 4 pm

Wednesday 6th Oct

to

Sunday 10th Oct



DAILY DEMOS

**Judge: Naomi Evans
(Curator, Griffith
University Art
Museum) will speak
at the opening.**

Demonstrations:
Wed 6th: Penelope Gilbert-Ng
Thu 7th: Tricia Taylor
Fri 8th: Tricia Reust
Sat 9th Lyn Diefenbach
Sun 10th: Louise Corke

**Where: Latrobe Art Space Gallery 134 Latrobe Terrace in
Paddington.**

Pastel Society of North Carolina Online Art Prize 1st - 30th September: Congratulation Jane Wray for being a finalist in the 5th Pastel Society of North Carolina's (National Capital Art Prize) online art prize titled, 'Pure Colour'. Two of Jane's works were selected from 873 entries.

Of the 873 entries, 175 works were selected as finalists by Isabelle V. Lim, and the final 15 winners was jugdged by Nancie King Mertz. First place went to ShiLei He for his painting 'Sunlight in the Corner'.

To view the finalist paintings go to <https://www.pastelsocietyofnc.com/shows/>.

May I aknowledge any other member/s who entered this online art prize. It is great to see Australian Artist's getting international recognition by entering these competitions; regardless of any award or not.

WHAT WOULD YOU LIKE TO SEE IN OUR BI-MONTHLY NEWSLETTER

In addition to what we bring to you each addition I am asking all readers; what is it that you would you like to see in the PSA Newsletter?



Remember this is your PSA Newsletter and if there is anything you would like to see as a special feature, then please email your suggestion to Newsletter Editor at eveslouise@gmail.com.

EXPO 2022 UPDATE

We have signed our contract with the Events Centre, Caloundra and everything is starting to happen. The website <https://www.australianpastelexpo.com.au/> now has the tutors listed with their mini biographies. What a fabulous line up we have, with many diverse styles represented. Check out their websites. We have the course outlines, demonstration details and materials lists' that will soon be added.

Now is the time to start saving with tickets going on sale from 1 March 2022. Tell your family what you want for Christmas. Consider checking with your friends about sharing accommodation and car pooling. If you don't know anyone who is also coming, we are happy to keep a pool of 'like minded' persons who you can contact. There is a very diverse range of accommodation options in Caloundra.

We are also happy to hear from people who want to be volunteers during EXPO. We have many different roles that need to be filled. Send your interest to pastelexpo@gmail.com. The roles cover, bumping in and out of the venues, setting up classrooms and events like opening night and the Gala dinner, evening events, hanging and wrapping paintings, manning the front desks, tutors aides, demo aides, catering monitors, selling raffles, making up showbags, running interstate tutors around from the airports, and many more tasks. Add your name to our expression of interest on the website so we can see that you are interested in coming.

WATCH THIS SPACE

PSA's new website is progressing well and should be ready to go live very soon. When completed you will be sent a link with the new address. I will also enter details in this space next Newsletter.

VOLUNTEERS REQUIRED - 2022 PASTEL EXPO

We warmly invite you to consider joining the Expo committee or just offering some specific skills that you have for a one-off project associated with the event. What you must do:

1. Expressions of interest please email (pastelexpo@gmail.com) .
2. Love pastel painting.
3. Enjoy interacting with other artists, well maybe not if you love doing your solitary work :)

Not sure you know what you can do? Ask Vanessa and she is sure have some ideas would suit you.

What you do NOT have to do:

1. Reinvent the wheel, most of the hard work has been done by Vanessa and other committee members so we will use this blueprint from the past success and just build on it.
2. To be physically present at the meetings as mostly it will be conducted via Zoom or some online stuff.
3. To spend every waking moment being involved.

So, do not be shy, and if the world can get over Covid....hopefully.... then treat yourself to a wonderful experience and make more friends within the PSA and give it a go.

Postal Address: Pastel Society of Australia Inc, P.O. Box 236, Toowong, QLD, 4066

We gratefully acknowledge Steven Huang's BCC Ward Office who kindly print and staple our newsletter (in black and white at no charge- not even for the paper) for members who need a hard copy posted to them.

AUSTRALIAN PASTEL EXPO 2022

Live your Aussie painting holiday dream!

Workshops | Demonstrations | Trade Show
Paint-Around | Plein-Air Adventures

LEARN FROM

International Guest Artists:

Tony Allain

Michael and Julie Freeman

PLUS

Australia's leading
Master Pastelists

Including Lyn Diefenbach

Hosted by the *Pastel Society of
Australia Inc.* at Caloundra on
Queensland's beautiful Sunshine Coast

Express your interest online today!

www.australianpastelexpo.com.au | pastelexpo@gmail.com

SAVE THE DATE
31ST AUG – 4TH SEP
2022



If you have any friends or local art groups that may be interested in going on our mailing list then please let Vanessa know their details. The refreshed website is almost ready for display with the fabulous list of tutors. There will also be ongoing updates on facebook and instagram as well as through PSA emails and newsletters.



Master Pastellist Exhibition 2021

Stunning Fine Art Paintings
from highly accomplished
artists using soft pastel medium

26th October -
21st November
Old Fire Station Gallery
395 Oxley Avenue,
Redcliffe



Hours: Wednesday through Sunday 10am to 3pm

Ph (07) 32840852

Demonstrations free to the public
by Master Pastellists every Wednesday, Friday and Sunday

Opening event Saturday 30th October 2 to 4 pm

PSA SUNSHINE COAST DEMONSTRATION AUGUST 2021 Tricia Taylor - Seascape

Tricia began the demonstration with a discussion on 'Pythagoras Harmonic Armature' a design method which she applied to subject.



1.

UNDERPAINTING:

Pastel Premier paper was used, Tricia chose to use a watercolour underpainting to put in the initial dark areas because if you use pastel for the darks and then put light pastel over the top you can create 'mud'. Marine Blue (Holbein) was the base colour for a good strong but transparent dark. Yellow was added to this to adjust colour. All the colours were premixed before starting. A sky mix, wave mix, a warmer mix for the top of the wave and a dark for the rocks, no white areas were left as these would be added later with pastel. Some orange was added to the darker rock colour. Tricia positioned the rock as a lead in to the top of wave (focal point) in the direction of the line in Image 1. At this stage of the painting, get in the BASIC SHAPES. More than 5 shapes are too many. The back wave on the left hand side is also angled to the top of the wave.



APPLYING PASTEL:

Start with the sky then the background sea (horizon line). When trying to make a straight line use the side of the pastel. The different tones make the straight line. For the background sea, make your strokes in the rhythm of the waves and the strokes become thicker as you come forward. Usually about 3 passes of colour are required for the background sea.

For the wave, four tones are needed. Remember that every step lighter in tone becomes greener and every step darker becomes bluer. Always keep strokes in the direction of the water. Start with the darks being careful not to fill the tooth. Look for areas where you wish to reserve the watercolour showing through and pick the same TONE of pastel to run into it. Make the wave transition slowly by glazing layer by layer.

When painting the rocks use cool colours in the shadow areas (warm light/cool shadow). At this stage don't let the 'math' (Pythagoras harmonic armature) rule your painting, just use it to confirm what you are doing. At least three tones are needed for the rocks and stroke in the direction of the planes. Don't overdo it as white water needs to go on top.


White water: Three tones are required once again. The air bubbles forming the foam give the white colour and reflected light from the water gives the green look. The light on the foam is warm sunlight. Start warmer in the light areas and use cooler colours in the shadows. Every time you change colour in the shadow areas; change tone. Dark purple to pink to warm white (3 tones) Or Violet to red-violet to apricot to lemon (4 tones). The number of tones depends on how strong the light is. The violets are deeper in tone in strong light. Glaze over these colours with colours used in the water, using the same tone to grey the vibrancy and increase the harmony as the water colour appears to be reflected back into the white water.



For the peaks of the waves push in hard with the point of a yellow one step down from warm white. The tonal work must be done before adding the white as this does the 'lifting'. The water in the flat area in front of the wave is reflecting the sky blues. Sky blues are also in the puddles on the rocks on the right hand side. A darker blue is needed for the puddles on the left hand side and the puddles on the left hand rocks.



This was a very informative demonstration from Tricia and we appreciated her sharing her knowledge with us. We extend our thanks to Tricia. Written by Annette Irvine



Plein Air Workshop
with
Tricia Taylor
"Wisteria Cottage Fine Art Studio"
Mount Tamborine

9th and 10th October, 2021 2 Day Workshop

"Plein Air Pastel Workshop"

Plein air painting can be daunting. But once you get the hang of it there is nothing like it!



For more info email me artist@taylorart.com.au

Or go to :

<https://www.ronbryant.com.au/tricia-taylor-pastel-workshop-gold-coast-queensland/>

PSA BRISBANE DEMONSTRATION SEPTEMBER 2021 Tricia Reust - Pastel on Canvas

EXAMPLE WORKS

Tricia displayed several finished works using the pastel on canvas technique, including

“PEAR” – pastel with water over collage on canvas.

“MORNING” – pastel and pastel pencil over collage on canvas.

“JABIRU” – giclee – showing several layers of white to build up light areas in the bird; cerulean wash in water and dry brushing with pastel.

“FREEWHEELING” – pastel over tissue on canvas using pastel with pencils.

“ORANGE HILLS” – AS soft squares ideal for contemporary approach – they do not dissolve in water.

WHY PASTEL ON CANVAS?

Tricia always loved drawing on canvas and loved to push colour around with water. Also, the finished works have a durable surface and do not require framing under glass, or any other framing if the edges of the canvas are painted, saving framing costs. It is also cheaper to use pastel on canvas (in the ways described below) than using oils on canvas.

PELICAN DEMONSTRATION

Prior to the demo, Art Spectrum (AS) clear pastel primer had been applied to the canvas in the areas where the pelicans would be drawn. The surface was allowed to dry. Tricia’s photo reference is her own photo.



A blue/purple palette was chosen for the painting and so some orange/yellow pastel was placed to accentuate the pelicans as the focal point and as an area of counterbalance.



Applying the dark tones first, the pelicans were placed with a blue pastel pencil, the yellow area laid, and the lines of the water movement (and reflections) placed with various tones of blue and purple pastel. Tricia was looking for shape, not accuracy, at this stage and described the beautiful feel of the pastel moving across the canvas.



Water was applied with a scribbling motion with the pastel sticks worked into the wet. Any sizing on the canvas will prevent the full and solid spreading of colour. Areas of wet pastel not required can be lifted out with a paper towel.

Pastel sticks need to be continually wiped to keep them clean. The sticks can be used on the tip or on the edge.

Keeping the canvas flat, water was pushed into the pastel with a brush. The canvas was tilted upright, and drips encouraged to form, using more water on the brush in certain areas. Art Spectrum (AS) and Faber Castell products work well water except for the AS Soft Square pastels, which do no work with water. Rembrandt pastel have a higher wax content and are not effective.

The pelicans and reflections were tidied up with pastel pencil. After drying, the work was taken outside to apply a coat of spray varnish, not fixative.

The use of AS bright white exhibits some interesting properties. It may disappear with the first spray application, but further application of the pastel allows gradations of tone not possible with any other medium. The subtlety of the gradations allows the underpainting to participate more strongly in the work.

After the demo, Tricia completed the following steps at her studio :

Tidying up the drawing with pastel pencil; adding white and turquoise lines and shapes to the water with Art Spectrum Extra Soft squares; mixing white pastel with water on the palette to make a pastel "Paint", and



using a liner brush to splatter the yellow areas to further reinforce the original design (see close up below); signing (left hand corner in white) and varnishing.



HINTS

Economical good quality canvases available from Creative Art Canvasses at Eumundi. If the colour on the back of the canvas is ecru, then it is a real fabric and not an imitation.

Chroma Solvent Gloss Varnish is recommended. It will slightly darken some colours and not affect others.

AS square pastels are impervious to spray.

Can use leaves and other shapes as stencils. Print using charcoal and water mix.

Written by Geoff May

WORKSHOPS SCHEDULE FOR 2021

BRISBANE.

CODE	DATE	TUTOR	TOPIC	LOCATION
B1121	20 & 21 November	Chris Clark	'Capturing Light'	Queen Alexandria Home, 347 Old Cleveland Road, Coorparoo

SUNSHINE COAST

CODE	DATE	TUTOR	TOPIC	LOCATION
watch this space for future events				Craft Cottage, 1 Main St. Buderim

PSA Bi-Monthly Newsletter Deadlines

Are due by 3rd Friday of the previous month

*unless noted differently

Newsletter Edition - Month	Due by date - Month
December 2021	22 November 2021
February 2022	21 January 2022
April 2022	18 March 2022
June 2022	20 May 2022
August 2022	22 July 2022 (*4 th Friday)
October 2022	23 September 2022 (*4 th Friday)
December 2022	18 November 2022

DEMONSTRATION SCHEDULE FOR 2021

BRISBANE (LIVE) - 7pm, first Tuesday of each month at Mt Gravatt Showgrounds, Community Hall (upstairs), 1644 Logan Rd, Mt Gravatt. Coordinator: Margaret van Maanen - 0423 117 730. Numbers restricted to 30 re Covid.

Date	Demonstrator	Theme
■ 5 October 2021	■ No Meeting - Annual Awards and Exhibition	■
■ 2 November 2021	■ Everyone partipates	■ Sip and Sketch

SUNSHINE COAST (LIVE) - 6.30pm, third Tuesday of each month at Craft Cottage, 5 Main St, Buderim. RSVP required - numbers restricted to 25 re Covid. Coordinator: Chris Clark - 0422 033 860.

Date	Demonstrator	Theme
■ 19 October 2021	■ Penelope Gilbert Ng	■ Portrait
■ 16 November 2021	■ Everyone	■ Xmas party - Pub Venue

ON-LINE DEMONSTRATIONS 6.00pm, second Tuesday of each month on your computer. A link to ZOOM will be emailed prior to the meeting. Don't forget to submit your paintings. RSVP Vanessa, treasurerozpastels@gmail.com.

Date	Demonstrator	Theme
12 October 2021	Jeanne Cotter	TBA
9 November 2021	Joanne Cotton	'The Green Challenge'

PSA would like to thank Arthouse Northside for their ongoing support in sponsoring the prizemoney for each Zoom meeting. (<http://arthousenorthside.com.au/blog/>)



Thanks to our Sponsors

GWEN THIESFIELD

Barbara Alexandria



The largest range of soft pastels and specialty pastel papers in Australia.

Pastels

- Art Spectrum
- Blue Earth
- Conte
- Generals
- Girault
- Holbein
- NuPastel
- Pan Pastels
- Rembrandt
- Schmincke
- Sennelier
- Unison

Papers

- Ampersand Pastel Board
- Colourfix
- Colourfix Smooth
- Fisher 400
- Hahnemuhle Velour
- Hahnemuhle Pastelfix
- Mi-Teintes
- Mi-Teintes TEX
- Pastelmat
- Sennelier Pastel Card
- Sennelier Velvet and Felt
- UART Premium

- ▶ We deliver Australia wide as well as internationally.
- ▶ We provide value pricing everyday and run monthly specials.
- ▶ We are a unique family run business with friendly service and help.
- ▶ Our range only consists of artist quality materials. New items are constantly sourced.

www.softpastels.com.au

OPENING HOURS

Monday - Friday 6:00am to 6:00pm
Saturday 6:00am to 2:00pm

259 Brunner Road, Adamstown NSW 2289

Phone: **02 4957 1050**

Email: colours@softpastels.com.au

Committee Members

President: Tricia Reust

presidentozpastel@gmail.com

Vice President: Sue Robinson

suzart@live.com.au

Secretary: Kelcey Burman

secretaryozpastels@gmail.com

Treasurer: Vanessa Thomas

treasurerozpastels@gmail.com

Committee Members:

Greg Steele, gregorymarj57@outlook.com

Trish Arden, ardentrish@bigpond.com

Gillian Naper, gillnapper@gmail.com

Angela Parr, ange@bingaragallery.com.au

Newsletter Editor:

Louise Eves, eveslouise@gmail.com

Newsletter Team - Postal Distribution:

Margaret Ollerenshaw

Workshop Coordinator:

Hettie Rowley, hettie@magickmirrors.com

Workshop Supervisors:

Brisbane: Greg Steele

gregorymarj57@outlook.com

Sunshine Coast: Chris Clark

chrisclarkart@powerup.com.au

Exhibition Coordinator: Tricia Reust

triciareust@gmail.com

Exhibitions Team: Priscilla Lawrence

Country Online Competition Coordinator:

Kelcey Burman,

secretaryozpastels@gmail.com

Webmaster/s:

Margaret Turner

Hettie Rowley

Meeting Co-ordinator Sunshine Coast:

Chris Clark

chrisclarkart@powerup.com.au

Meeting Demonstrator Co-ordinators:

Brisbane: Pauline Meizer

Gold Coast: Petronell van Leusden

Sunshine Coast: Chris Clark

Meeting Reception Co-ordinator:

Brisbane: Chris Shillingford

Meeting Reception:

Brisbane: Andrea Willis

Gold Coast:

Sunshine Coast: Dee Roy

Meeting Supper Team (Brisbane):

Gwen Thiesfield

Margaret Ollerenshaw

Audio Visual:

Brisbane: Mark Lawrence

Sunshine Coast: **vacant**

Public Officer: Gillian Collom

publicofficerozpastels@gmail.com

Social Media - Facebook and Instagram:

Maree Angus and Penelope Gilbert-Ng

email: commsozpastels@gmail.com

Newsletter Submissions and Advertising

The PSA Newsletter is released bi-monthly. The next newsletter is due out in December 2021

CLOSING DATE: Closing Date for December's Newsletter is **22 November 2021**.

Articles submitted AFTER this date WILL NOT BE ACCEPTED.

SEND TO: All submissions are to be sent to Louise Eves at eveslouise@gmail.com

FORMAT: The preferred format for written articles is Microsoft Word sent as an attachment to your email. Articles sent from an iPad or in the body of an email are not acceptable. Please send photos as jpg attachments to your email, not embedded in an email, and title each photo with your name and a number (eg: [janesmith001.jpg](#)) rather than send as a file number (eg: [2200957694.jpg](#)). Please make ALL reports in text font ARIAL Size 12. Many thanks for your assistance.

YOUR NEWS: Please let us know of your pastel achievements. We want to celebrate with you!! The newsletter is a great way to let people know and to build your profile.

YOU CAN CONTRIBUTE: We'd love to hear about Workshops and Demonstrations that you've attended. Be willing to write up meeting demonstration and workshop reports and send to the Newsletter team ASAP - within a week of the event - (PLEASE not at the last minute).

NEWSLETTER ADVERTISING RATES

Are you interested in advertising your workshop, tour or classes in our PSA Newsletter?

Page Size	Millimetres & Orientation	PSA Member Rate	Non-Member Rate
1/4 page	90w x 124h (portrait)	\$15	\$25
1/2 page	186w x 124h (landscape)	\$30	\$50
Full page	186w x 273h (portrait)	\$60	\$100
Email Attachments to PSA Members		\$10	\$20

1/4 page advertisements for events such as paint-outs, exhibitions and NFP that are arranged and held by PSA Members are free, larger advertisements will attract Members Rates (eg; Stanthorpe Paintout).

Advertisements for PSA monthly events, workshops and expos will be at no cost.

Advertisements for non-members of the PSA will be charged at the Non-Member rate.

*Note * These activities are not covered by the PSA volunteer's insurance or the PSA responsibility.*

FILE TYPE REQUIRED

All advertisements must be supplied as a JPG image at strictly the correct size and orientation as listed in the table above. No variations will be accepted.

HOW TO SEND YOUR AD

Please email the image of your advertisement to Jeanne Cotter at jeanne@deliciousart.com.au, once your ad has been received and approved an invoice will be issued to you from the PSA Treasurer.